

Closing Thoughts

On behalf of all of us here at DRBC, we hope this guide helps you and your dog to a longer, happier and healthier life. The information presented is meant as a guide as you look for the proper nutritional program for your pet. The best program begins and remains with your veterinarian. Always include them in your discussion on diet or any other changes to your pets' lifestyle. And be sure to make that discussion a part of your semi-annual veterinary visits.

Please let us know if you are facing a special dietary challenge or if our program has helped you and your pet. We would love to share your story with others on our website. We can be reached at info@doxierescue.com and look forward to hearing from you. Good luck!



181 Gilbert Drive
Morrisville, PA 19067
215-736-3338
www.doxierescue.com
Email: info@doxierescue.com

Adult Diet for the Dachshund Dog



181 Gilbert Drive
Morrisville, PA 19067
215-736-3338
www.doxierescue.com
Email: info@doxierescue.com


Topic	Page
Importance of a Well Balance Diet	3
DRBC Product Endorsement List.....	3
Weigh Categories	4
Feeding Time.....	4
Body Condition Chart	5
A Word about Supplements	6
DRBC Commercial Diet Overview.....	7
Help My Dog Needs A Diet.....	7
DRBC Commercial Diet Recommendation	
Commercial Dinner	8
Commercial Breakfast	9
Notes	9
Home Cooking for Your Dachshund	10
Recipes - Turkey/Chicken	11
Recipes - Burgers & Pasta	12
Breakfast.....	13
DRBC Remembers Snoopy	13
Trick or Treat	14
Table Scraps.....	15
Did You Know?	
Obesity in Dachshunds	16
Health Related Risks of Obesity	
Damage to joints, bones, and ligaments.....	16
Decreased stamina	16
Difficulty breathing and increased surgical and anesthetic risk.....	17
Increased risk of cancer and diseases	17
Decreased immune function.....	17
Higher Likelihood of Developing Diabetes	17
Heat intolerance	18
Digestive disorders and decreased liver function.....	18
Hidden Dangers	
Toxic Foods.....	19
Dog Dishes	19
Can Lids/Food Stored in Cans.....	19
Closing Thoughts.....	20

Hidden Dangers

Toxic Foods

The following foods can cause an upset to the digestive system or in some cases death. And remember, it is not OK to 'try' these out to see if your dog falls into this category; you will both suffer in the long run from the attempt.

- ♥ Lamb
- ♥ Pork
- ♥ Anything Fried
- ♥ Eggs
- ♥ Milk [includes ice cream and most dairy]
- ♥ Chocolate
- ♥ Grapes/Raisins
- ♥ Prunes/Plums
- ♥ Cherries



Dog Dishes

A hidden danger? Count on it. Doxie owners ask us about the 'best' dish almost as often as they ask us about the best foods. Dishes make our hidden danger list because of the bacteria they can harbor leading to GI upset and pancreatitis among other problems.

Pros and Cons By Dish Type

Dish Type	Pro's	Con's
Plastic	Lightweight, colorful, many sizes and types available.	Easily chewed. Shards can lead to the vet's office for surgery.
Metal	Vet's and kennels use them.	Dent, can break teeth and rust. While this works well for vets and kennels, it gets a thumbs down from DRBC.
Ceramic	Heavy, colorful, many sizes and types available. Most like people dishes.	Breakable. Didn't you see that coming?

The Best

Ceramic. Most like your dishes it has weight to keep it from sliding across the floor. Should it chip or ding it will be thrown away and replaced quickly. Most owners think nothing about cleaning it with their own dishes daily.

The Worst

Any dish that is not washed daily. Washed, not rinsed. This is how bacteria begin.

Can Lids/Food Stored in Cans

Another great bacteria source, this gets a big thumbs down from DRBC. Unused food should be removed from a can and placed in clean storage container. Refrigeration will slow the growth of the bacteria that can thrive in cans and can lids, but will not kill it. The simple step of moving can leftovers to a plastic container reduces the risk of GI upset and pancreatitis. It is only one extra step; aren't they worth it.

Obesity in Dachshunds Continued

Heat intolerance

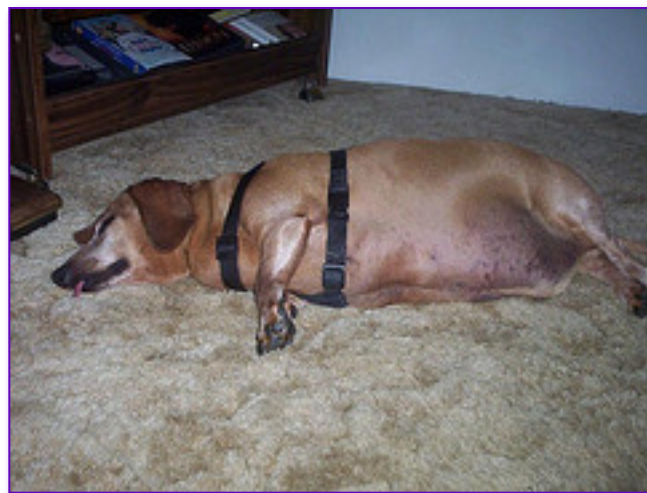
While fat tends to be an excellent insulator, excess fat in dogs can make life miserable (especially in the "dog days" of summer) and the dog much less capable of regulating its body temperature.



Digestive disorders and decreased liver function

Overweight pets have an increased risk of developing constipation and may also have more problems with intestinal gas and flatulence, a situation that tends to be unpleasant for both the pet and the pet's owner.

Additionally, obesity can lead to decreased liver function do to an increased amount of fat build-up in the liver (hepatic lipidosis). A fatty liver may not be as efficient at breaking down anesthetics and other drugs, which can make surgery more difficult (and thus more expensive) and can delay recovery in operations.



The Importance of a Well Balanced Diet

Given a choice, our doxies would live forever. They are our best friends and cuddle bugs and we want only the best for them. That's every responsible dachshund owner and that begins with a well balanced diet.

The DRBC brochure and our website talks about several different diets:

1. The Standard Commercial Diet
2. The Commercial Diet for Weight Loss
3. The Home Cooked Diet

Although each is different in content, the basic intent is the same: a good, well-balanced diet, aimed at improving health and longevity for the dogs we love. As you read through the diets in this handout you will see that each contains vitamin and nutritional supplements. Explanations of which ones, how much of each and why we utilize them are located with each diet.

DRBC Products List

One of the biggest questions we are asked here at DRBC concerns the products we use for our rescues and personal pets. Keep in mind that there are many good commercial foods available including Wellness, Flint River Ranch and Merrick. Foods we cannot and will not endorse include Old Roy and Hill's Science Diet. Having said that, here are our winners and runners up for each category:

Dry Dog Food Winner: Royal Canin JS [Mobility Strength]



Weight Categories

It is important to establish the weight and health of your doxie for this discussion. Please use the guide below the picture to determine if your dachshund is weight appropriate.

- Mini Doxies: Weigh between 6 and 12 lbs.
- Tweenie [small standards]: Weigh up to 20 lbs.
- Standards [Full Sized] : Can weigh up to 30 lbs.

These weight ranges apply to dogs, which are fit and trim. Your dachshund should not appear to look like a sausage! Overweight doxies experience neurological problems and stress the other organs in their body.

The picture shown at right is a beautiful example of a dachshund that is weight appropriate. Notice the sweeping line that can be seen beginning at the chest, which sweeps up over the hip. Although not available, a look down at the top of this dog would reveal the definition of a figure eight with the chest protruding out the waist indented and the hips slightly wider. There are no hip points visible and no bones visible.



Feeding Time

Feeding time should be as consistent as possible. Developing a consistent feeding time not only impacts metabolism, but aids in housetraining. The DRBC policy is to feed a very small amount for breakfast and then one main meal a day, but many people feed twice a day dividing the volume into equal portions. Whatever frequency you choose, be consistent and remember the following rules:

- ❖ A dog will digest what he is fed in 3-4 hours. If you do a morning feed, be sure you will be there 3-4 hours later to let the dog out.
- ❖ A dog will drink and process that fluid in 20-30 minutes. Be sure that you are available to let him out when he needs to go, or you will assume he has a housebreaking problem.
- ❖ If feeding twice a day, split the mentioned volumes so that the daily total equals the recommended amount. Do not feed the amount recommended twice.
- ❖ The very small amount for breakfast is equivalent to 1 Tablespoon of food. Just a little something.
- ❖ What looks small to you is not really small for the digestive system of a dog that weighs only a fraction of what you do. It sometimes helps owners to understand how much they are feeding if they put it into a volume equal to what they would require. The average dachshund weighs 15lbs; it would take 10 times the volume to feed a person that weighs 150lbs. Measure it out for your weight. Is it still a small amount? Probably not.

Difficulty breathing and increased surgical and anesthetic risk

In overweight animals, the lungs cannot function properly. The additional fat in the chest restricts the expansion of the lungs, while the extra fat in the abdomen pushes against the diaphragm, which separates the abdominal cavity from the chest. This also results in less space in the chest for the lungs to expand when breathing. Worsening matters, the increased quantity of tissue puts an increased demand on the lungs to supply oxygen. These changes are especially serious in dogs that may already have a respiratory disease or are genetically predisposed to developing respiratory disease.

The effects of obesity on the heart and lungs can also have serious ramifications during anesthesia. Cardiac arrest [heart stops] and poor circulation of oxygenated blood to the tissues can occur.

Increased risk of cancer and diseases

Numerous studies have linked obesity in pets with an increased risk of developing certain types of cancers, including cancer of the urinary bladder and mammary tumors. The risk of skin and hair coat diseases also increases in overweight dogs.

Decreased immune function

Excessive weight is also associated with decreased resistance to viral and bacterial infections. For example, both canine distemper and salmonella infections tend to be more severe in obese dogs.

Higher Likelihood of Developing Diabetes

One of the most common complications of obesity in dogs is the development of diabetes mellitus [sugar diabetes] due to an increase in the demand for and secretion of insulin. When the demand for insulin exceeds the ability of the dog's body to produce it, diabetes can develop. If the need for insulin increases over a long period of time, the cells in the pancreas that produce insulin can actually 'burn out.'



Did You Know?

Obesity in Dachshunds

As with humans, obesity, or excessive weight, in our pets places extra demands on virtually all of the organs of their bodies, resulting in numerous health risks. The risks of pet obesity are serious and often extremely costly, with disease and sometimes death as potential consequences. As is so often the case, it's much cheaper and easier to prevent issues than it is to treat and fix them.

The dachshund breed is genetically predisposed to being overweight, a predisposition that can be made worse by lack of regular exercise and/or overfeeding (including free feeding).

A weight control plan and/or premium weight management pet food diet coupled with regular exercise and plenty of fresh water available at all times, can result in long, healthy, pain and disease-free lives for your doxie companions, as well as the enjoyable absence of several-thousand-dollar surgery bills for you.

Specific Health Risks Associated with Obesity in Pets

Here's a quick look at some of the many health risks and potential consequences associated with obesity in cats and dogs:

Damage to joints, bones, and ligaments

The bones, joints, muscles, and associated tendons and ligaments all work together to give pets smooth and efficient movement. Excess weight places additional strain on these parts, which can quickly lead to damaged tissue and injuries. Arthritis can develop and the pain and joint changes associated with intervertebral disc disease ("slipped discs" or IVDD) can become markedly more severe. Approximately 25% of overweight dogs develop weight related IVDD.

Decreased stamina

Overweight dogs have less endurance and stamina. Carrying all that extra weight around takes a lot more work. The heart, muscles, and respiratory system are all asked to do more than they were designed for.



Body Condition Chart

This chart provided by the folks at Ralston Purina Company

Wondering what the 'right' weight for your dog should be? The number is not as important as the shape. Looking down the dog along the spine a figure 8 should be visible. The side view should show a sweeping line beginning under the chest and sweeping up over the hip.

Our thanks to the folks at the Ralston Purina Company for this Body Condition Chart. Pet owners, rescue folks, shelters and veterinarians agree this one scale helps each of us understand proper conformance for our animals.

Body Score		
1 - Emaciated	Ribs, lumbar vertebrae, pelvic bones and all bony prominences evident from a distance. No discernable body fat. Obvious loss of muscle mass.	
2 - Very Thin	Ribs, lumbar vertebrae and pelvic bones easily visible. No palpable fat. Some evidence of other bony prominence. Minimal loss of muscle mass.	
3 - Thin	Ribs easily palpated and may be visible with no palpable fat. Tops of lumbar vertebrae visible. Pelvic bones becoming prominent. Obvious waist and abdominal tuck	
4 - Underweight	Ribs easily palpable, with minimal fat covering. Waist easily noted, viewed from above. Abdominal tuck evident.	
5 - Ideal	Ribs palpable without excess fat covering. Waist observed behind ribs when viewed from above. Abdomen tucked when viewed from the side.	
6 - Overweight	Ribs palpable with slight excess fat covering. Waist is discernable viewed from above but is not prominent. Abdominal tuck apparent.	
7 - Heavy	Ribs palpable with difficulty, heavy fat cover. Noticeable fat deposits over lumbar area and base of tail. Waist absent or barely visible. Abdominal tuck may be absent.	
8 - Obese	Ribs not palpable under very heavy fat cover, or palpable only with significant pressure. Heavy fat deposits over lumbar area and base of tail. Waist absent. No abdominal tuck. Obvious abdominal distention may be present.	
9 - Grossly Obese	Massive fat deposits over thorax, spine and base of tail. Waist and abdominal tuck absent. Fat deposits on neck and limbs. Obvious abdominal distention.	

A Word About Supplements

All of the dogs at the rescue receive supplements in their diet, as we believe in enhances their lives and addresses longevity. Here is a list of what we use, when and why:

Multi Vitamin Drops - Our favorite brand is Hi-Vite Drops by Vetiqonol.

- ❖ Standard Commercial Diet - A few, 2-3 drops are added to the main meal to fortify the vitamin content for dry foods. Vitamins can loose potency as the bag stands. The addition of a few drops means the meal is well balanced
- ❖ Home Cooked Diet - These diets require the addition of a multi vitamin supplement. Although vegetables may be added, they may not contain the RDA content [recommended daily allowance] required for a balanced meal. Individual amounts are indicted within those specific diets.

Vitamin C - Chewable Vitamin C has long been use by veterinarians as a urinary acidifier, but recent research at several veterinary centers has shown that it may benefit orthopedic issues and act as an anti-oxidant. The small amount used in our diets has a big benefit.

Glucosamine/Chondroitin and Hyaluronic Acid Complex - Fighting disc disease and arthritis are important keys to a long and happy life for you and your doxie. These supplements are used in a preventative manner daily and have been shown to aid doxies in their recovery from IVDD injuries.

- ❖ Glucosamine, Chondroitin and Hyaluronic acid sulfate are naturally occurring components that act as building blocks for the functioning of healthy cartilage and flexible joints. These organic supplements work by minimizing cartilage damage and swelling, increasing joint lubrication, helping to rebuild the cartilage that cushions and protects joints, and enhancing new cartilage production.
- ❖ Numerous studies on the effects of these supplements have found them components to be critical nutrients that assist in supporting flexibility, comfort, and range of motion – for pets as well as for humans.
- ❖ Chondroprotectants (chondro - cartilage) such as glucosamine, chondroitin sulfate and Hyaluronic acid are being prescribed increasingly by conventional as well as holistic veterinarians. The combination of these supplements has been found helpful in relieving inflammation and may even reverse the degenerative process in some dogs.
- ❖ These supplements work by nourishing the cartilage and increasing viscosity of the synovial fluid (the joint's lubricating system), thereby reducing friction and pain. Glucosamine, chondroitin and Hyaluronic acid attract fluid into the joint's cartilage system and help the body repair damaged joints while keeping the cartilage-destroying enzymes under control – all with equal or better results than anti-inflammatory drugs.
- ❖ In short, chondroprotectants:
 - Help to lubricate joints
 - Provide a mechanism for nutrient absorption
 - Produce an anti-inflammatory effect on joints
 - Regulate activity on cartilage
 - Inhibit enzymes that break down cartilage

Table Scraps: The Big Controversy

Introduction

Our years of rescue here at DRBC have taught us that when it comes to feeding two things are controversial: the brand of dog food used and the debate over table scraps. This sheet may have confused the issue by outlining a home cooked diet, so let's clear it up once and for all.

There is a golden rule to giving scraps here at DRBC:

There can be no spices, preservatives, grizzle, fat or bone. Additionally, the food cannot be canned or have been frozen prior to cooking.

As shocking as this seems, it is a good, common sense approach to scraps. There are a few exceptions, of course and these should be discussed as well.

Table Scraps

It will not take your doxie long to start begging at the table. Doxies are bottomless pits when it comes to anything edible. They are the only breeds that can eat themselves to death.

The decision to give table scraps is a personal one. We recommend you don't allow begging while eating, instead save a little bite from your plate. Wow, you must have a very bland diet! Dachshunds cannot have spices such as salt, pepper, onions or garlic. Also avoid dairy, gravy or anything fried and as we mentioned no bones or grizzle.

One last thing, statements such as: 'they like it' or 'it's not hurting them' are not fact based. What should be said is more along the lines of '...hasn't hurt them yet'. Please think before you indulge your pet from the table.

Safe Scraps

Here are some safe and healthy scraps they might love. They are low calorie, no fat and have lots of vitamins.

- ♥ Carrots [cooked or raw, never canned]
- ♥ Tomatoes [fresh]
- ♥ Grapefruit [one wedge only]
- ♥ Strawberries [no green stem]



Dangerous Scraps

- ♥ Grapes/Raisins/Prunes/Plums/Cherries [red or white, no seeds] - May carry a fungus that causes acute renal failure
- ♥ Cantaloupe - The high fiber may damage intestinal function
- ♥ Onions, Garlic or Peppers - These spices can lead to bleeding ulcers
- ♥ Bones, ANY- Can lead to GI blockages or perforations

Manufactured Treats

The following foods can cause an upset in the digestive system and remember, it is not OK to 'try' these out to see if your dog falls into this category; you will both suffer in the long run from the attempt.

- ♥ Lamb
- ♥ Pork
- ♥ Anything Fried
- ♥ Eggs
- ♥ Milk [includes ice cream and most dairy]
- ♥ Chocolate

Trick or Treat

Introduction

OK, we are not talking about Halloween in this section, but instead want to build an awareness of a sound approach to the quantity and quality of the treats appropriate for your dog. Navigating through the vast amount of treats available is easier than you think. Let's apply some simple rules.

Quality

The rules for quality are simple:

1. You must be willing to eat one of the treats you are prepared to give your dog.

Why? We are both mammals and although we look very different many of the things that effect blood pressure and overall cardiac, liver and kidney function are the same. Many highly marketed treats are high in sodium and contain preservatives and other chemicals that can be harmful to your dog over time.

2. The treat must be safe, easily digested and nutritious.

We are always asked 'what about...', so let's talk through some examples.

- Rawhide, Pigs Ears and Hooves - I can't think of a time of year that there isn't an opportunity for get togethers with family and friends. Imagine that instead of your normal array of snacks and appetizers, a can of lard and a bowl of toenails were left out for consumption. Ridiculous, right? OK, what do you think pig's ears and rawhide are to the body? And hooves, when was the last time you saw a cow headed to the shower to wash off what they accidentally stepped in out in the field? Enough said.
- Freeze Dried Meat Strips - Somehow you skipped rule one on this and are still thinking about giving them. Look at the sharp edges and strange shapes. I see GI surgery in your future. Please recognize that a GI perforation or blockage can be deadly. Wait, why did they call this a treat? Humm..

Quantity

Big sad eyes seem to be the rule for almost every dog we meet. So here are the most important rules to follow here:

1. Don't be taken in by 'the look', they are not that hungry.
2. Appropriate and nutritional treats in small quantities are best for overall health.

Remember, two treats a day, given consistently is probably fine. Calories count and too many treats can help your dog become overweight quickly decreasing the quality and quantity of the years you will have with your special friend.

DRBC Favorites

Our personal doxies and foster dogs all enjoy treat time. Here is what we use and recommend to you as a selection of nutritious treats:

- Fresh Tomatoes - 1/8 cup per day
- Orange or Grapefruit Segments - 1/8 cup per Day
- Green Bean - Four per Day
- Banana -2 Inches per Day
- Baby Carrots - Two per Day
- Flour based, Size Appropriate Commercial Treats - Two per Day
- Apple Bits - 1/8 Cup per Day
- Strawberries - 2 per Day

We avoid melons due to the higher fiber content. Grapes and raisins are toxic to dogs and are off our list as they may cause irreversible kidney failure. Never use frozen or canned items! This should give you a healthier and more cost effective approach to treat time.

DRBC's Commercial Diet Overview

The diet you choose for your dog should be a balanced one. There are many excellent dog foods available on the market today. The goal is to provide sound nutrition while maintaining stable weight.

DRBC utilizes a mix of wet and dry food for all its dog food based diets. Our recommendation is:

Food

- *Dry*: Royal Canin Mobility Strength [JS] or Nutros Small Adult*
- *Moist*: Discontinued Use - No longer Recommended
- Warm Water: Added at a volume equal to the total volume fed

Volume

- Mini : Up to 6 oz of food per day
- Tweenie : Up to 8 oz of food per day
- Standard: Up to 16 oz of food per day

Additives

- Vitamins: Hi-Vite Vitamin Drops 2-3 Drops per day
Vitamin C: 250mg per day, chewable
- Joint Supplement: Glucosamine with Chondroitin and Hyolinic acid
- Warm Water: Added at a volume equal to 1/3 - 1/2 the total volume fed

A word about additives:

- A small amount of a multi vitamin is added to our diet to replace the vitamin content dry foods experience on standing. Vitamin C is used as a urinary acidifier and antioxidant.
- The Joint Supplement is added as part of our overall spinal health program. Bag label claims due not contain sufficient levels for the dachshund breed.
- Warm water is added directly to the food to hydrate and is part of our overall kidney failure prevention program, although other organ systems benefit as well.

* The senior formulation is preferred due to the chicken base. Smarter for heart and other organ systems.

Help, My Dog Needs A Diet!!!

Congratulations on recognizing this problem in your dog. Fixing it is easier than you might imagine. Trust us, it's all in the wrist action; your wrists. The dog didn't get heavy on their own, they had help.

The biggest problem we face as a rescue is overweight dogs. Our largest ever was a 53lb Tweenie name Hansel. We knew he did not get to that weight overnight and he wouldn't loose weight if not properly supported from a nutritional standpoint. Your dog is no different.

So how did we diet Hansel to his eventual weight of 20lbs? We fed him a proper diet. We did not use a diet food as they lack the proper nutrition and contain excessive fillers. Using a diet dog food is a temporary fix; DRBC addresses the underlying cause with our standard diet. It took time, but normal, healthy proportions were the secret to our success. It works every time.

Start with a trip to your veterinarian to make sure your dog's health is tip-top. Ask them to help by letting you stop in for weight checks throughout your quest. Download the Purina Weight Standard from DRBC; try the recommended diet volumes in this handout for your size of dachshund and watch for the great outcome. Remember, it will take time and your dog may plateau once or twice during this process, but stick to it!



Page 12
DRBC's Commercial Diet

More Home Cooked Dinner Recipes

Burgers & Pasta

Ingredients

- 1/3 cup Fresh Parsley
 - 2 lbs Lean Ground Chicken or Ground Turkey
 - 1/2 cup Couscous
 - Water
1. Coarsely chop parsley, add to the meat and blend.
 2. Make a hamburger equal in size to what you might eat.
 3. Grill burgers to medium well temperature.
 4. Remove from grill and flake part. Meat should look like cooked ground beef. Store meat in plastic container until used.
 5. Prepare pasta per package instructions. Do not salt the water.
 6. Drain and place in plastic container. Refrigerate until use.

Serving and Additive Volumes

Standard Dachshund

- 1 Cup Meat
- 1/2 Cup Pasta
- 4-5 Drops Hi-Vite Vitamins
- 500 mg Vitamin C
- 1 Cup Warm Water
- 400mg Glucosamine Complex

Tweenie Dachshund

- 1/2 Cup Meat
- 1/4 Cup Pasta
- 2-3 Drops Hi-Vite Vitamins
- 250 mg Vitamin C
- 1/2+ Cup Warm Water
- 400mg Glucosamine Complex


Miniature Dachshund

- 1/3 Cup Meat
- 1/4 Cup Pasta
- 2-3 Drops Hi-Vite Vitamins
- 250 mg Vitamin C
- 1/2 Cup Warm Water
- 400mg Glucosamine Complex

Place ingredients in dog bowl and watch food vanish!

Note: We are feeding many dogs at DRBC and always make larger volumes, which are frozen and used as needed.

Contact DRBC: 215-736-3338



Home Cooked Diet Breakfast Recommendations

Serving and Additive Volumes

Standard Dachshund

- 1/2 Cup Cooked Beef or Poultry Mixture
- Warm water to cover

Tweenie Dachshund

- 1/3 Cup Beef or Poultry Mixture
- Warm water to cover

Miniature Dachshund


- 1/4 Cup Beef or Poultry Mixture
- Warm water to cover

Benefits

Making a change to a home cooked diet takes time to prepare but is no more difficult to feed than our recommended commercial diet.

- ❖ Reduced stool volume. - This is a direct result of less fillers and additives present in commercially prepared products. Pedigree recently latched onto this idea for consumers and now markets for consumers that want reduced stool volumes. DRBC has been there for a while with our home cooked meals!
- ❖ Improved health - Doxies eating our home cooked meals livelonger and have a lower incidence of medical issues. There is a lower incidence of cardiac illness and they enrich our lives for very long periods even after being diagnosed with other systemic problems including renal [kidney] failure.

DRBC Remembers Snoopy



The DRBC Home Cooked Diet was originally started for the first DRBC rescue, Snoopy.

Snoop or Noop, as his closest friends called him, is pictured at left was physically abused at a young age leaving his pancreas prone to infection due to scar tissue. His blood results indicated he was a borderline diabetic. By age 5 yrs, his future was uncertain. Then, this diet changed his life for the better.

Noop left us at age 20 yrs, never needing insulin and never having another pancreatic infection. Until his final months his energy level was better than dogs half his age. We miss him.

Not every dog is a Snoopy, but as the years have passed we have watched as more and more dogs begin this regiment and experience great longevity and good health. Thanks Noop!

The diet you choose for your dog should be a balanced one. There are many excellent dog foods available on the market today. The goal is to provide sound nutrition while maintaining stable weight.

DRBC utilizes a mix of water and dry food for all its dog food based diets. Here are our recommendations based on dachshund size:

Food

- *Dry:* Royal Canin Mobility Strength [JS] or Nutros Small Adult*
- *Moist:* Discontinued Use - No longer Recommended
- *Warm Water:* Added at a volume equal to 1/3 - 1/2 the total volume fed

Dinner Recommendations

Ingredients

- Quality Dry Food
- Warm Water
- Vitamin C
- 3-4 Drop Hi-Vite Vitamins
- Glucosamine Complex



1. Combine Dry and Moist food in dog bowl.
2. Add vitamins and supplements.
3. Cover with warm water. Meal should have the consistency of a warm stew.
4. Refrigerate unused moist until next use. Do not store in can. Move to separate clean container. Can storage can lead to GI issues.

Serving and Additive Volumes

- | | |
|---------------------|--|
| Standard Dachshund | <ul style="list-style-type: none"> • 1 Cup Dry Food • 4-5 Drops Hi-Vite Vitamins • 500 mg Vitamin C • 1 Cup Warm Water • 400mg Glucosamine Complex |
| Tweenie Dachshund | <ul style="list-style-type: none"> • 2/3 Cup Dry Food • 2-3 Drops Hi-Vite Vitamins • 250 mg Vitamin C • 1/2+ Cup Warm Water • 400mg Glucosamine Complex |
| Miniature Dachshund | <ul style="list-style-type: none"> • 1/2 Cup Dry Food [size dependent] • 2-3 Drops Hi-Vite Vitamins • 250 mg Vitamin C • 1/2 Cup Warm Water • 400mg Glucosamine Complex |

Place ingredients in dog bowl and watch food vanish!

Commercial Diet Breakfast Recommendations

Serving and Additive Volumes

- | | |
|---------------------|---|
| Standard Dachshund | <ul style="list-style-type: none"> • 1/4 Cup Dry Food • Warm water to cover |
| Tweenie Dachshund | <ul style="list-style-type: none"> • 2 Tablespoons Dry Food • Warm water to cover |
| Miniature Dachshund | <ul style="list-style-type: none"> • 2 Tablespoons Dry Food • Warm water to cover |



Notes

History

Years ago, there were no commercial dog food and dogs were fed scraps as a means of feeding. These diets lacked nutritional balance. The onset of the commercial diet ended that trend and extended the life of our companions, but introduced new problems such as allergies. So where is the balance?

Lifespan

DRBC is pleased to have an average lifespan longer than the National average for the dachshund breed. While most dachshund live 12-14 yrs, DRBC dogs exceed that enjoying 17-20+ yrs of life. One of the reasons for the higher average in age is improved diet and here, this is both a better commercial diet and a reliance on home based cooking. Currently, 2/3 of DRBC foster home cook for their doxies. It is easier than you might think.

Diet Content

We offer two diets at DRBC. One Beef and one Poultry Based Diet. Our diets have been developed under the guidance of a veterinary nutritionist and our dogs have semi-annual visits to the veterinarian where diet is always discussed. We do not add components because we 'heard' they might be good, regardless of the source. Our diet is a balanced and nutritious one and we do not add unapproved additives.

Quality Components

Quality is paramount to our diet. We use lean meats only. The less fat, the better the outcome. Our cooking removes the excess fat and we recognize that by using lesser cuts of meat, we will drain off fat and pour money down the drain with it. Quality equals quantity in our diets. That said, here is our most popular home cooked diet.

Home Cooking for Your Dachshund

Cooking for your dog is an evolving trend for many doxie owners. This trend has seen its greatest growth since the recalls of dog food in 2007. Many pet owners began to distrust commercial dog food, questioning what they were buying for their dogs to eat. Food was recalled from all kinds of manufacturers: the gourmet foods, the cheapest foods, the most popular foods, canned and kibble. Many doxie owners began to feel that it wasn't safe to feed their dogs anything that was commercially made.

DRBC has been using a home cooked diet in our senior home since 1998. It was initially developed to assist one of our doxies with pancreatic damage and quickly expanded for animals in good or questionable health. DRBC has been fortunate to have worked with a nutritionist from the University of Pennsylvania's Veterinary School. Our diets are well balanced and nutritional and have helped to extend the lives of those we hold most dear.

DRBC Home Cooked Diets are easy to prepare and store well. Preparing home cooked meals have several advantages:

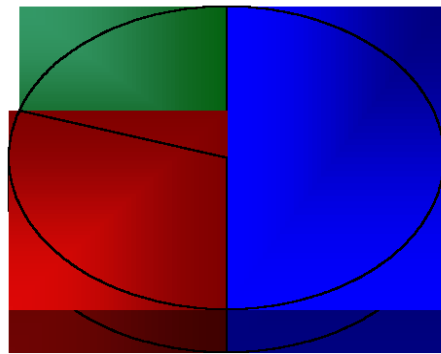
- ♥ The content and quality of meals prepared are directly related to the ingredients we buy; we know what is in that bowl and will not skimp on quality.
- ♥ Ingredients are human grade and meet FDA standards. These ingredients are far better than those found in commercial dog food.
- ♥ The process is controlled and the food is fresh.

There are a few drawbacks:

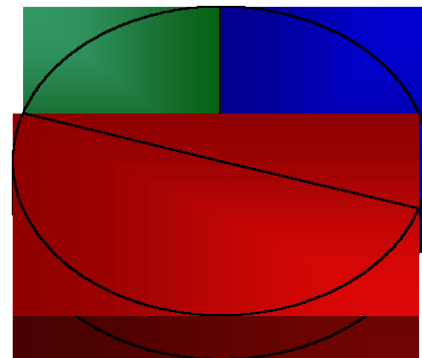
- ♥ Supplements are required to provide a balance of needed vitamins.
- ♥ You may like canned veggies, but dogs cannot tolerate them. Fresh or flash frozen only.
- ♥ The cost is slight higher on a week-by-week basis, although veterinary bills tend to be lower for pets on a home cooked diet. We believe that it is a trade off in cost.

Our meals are balanced as shown below. Our diet is flexible and changes to accommodate various medical issues. The kidney failure shift is shown as well, but we can always alter based on the individual medical needs of the dog.

DRBC Standard Diet



DRBC Kidney Failure Diet



■ Protein ■ Carbohydrate ■ Vegetables ■ Fat ■ Carbohydrate ■ Vegetables

Home Cooking Recipes



Chicken or Turkey Meatballs

Ingredients

- 1 cup Chicken Stock
 - 1/2 cup Couscous
 - 2T Extra Virgin Olive Oil
 - 2 lbs Lean Ground Chicken or Ground Turkey
 - 1/3 cup Fresh Parsley
 - Water
1. Combine Couscous and Chicken Stock and allow to stand until stock is absorbed into Couscous, approximately 10 minutes. No liquid should be visible.
 2. Coarsely chop parsley and add to the mixture and blend.
 3. Add uncooked meat and blend thoroughly.
 4. Heat pan with Olive Oil and prepare meatballs. Our sizes vary, but are generally 1-2 inches in diameter.
 5. Place meatballs in oil and brown on both sides. Approximately 2-4 minutes per side.
 6. Once browned, cover and allow to cook completely, approximately 15 minutes. Meatballs are cooked when no pink is showing in center.
 7. Remove meatballs to container.
 8. Deglaze pan with any remaining chicken stock or water. Refrigerate until use.

Serving and Additive Volumes

- | | |
|---------------------|--|
| Standard Dachshund | <ul style="list-style-type: none"> • 1/3 Cup Meat • 1 Cup Dry Food • 4-5 Drops Hi-Vite Vitamins • 500 mg Vitamin C • 1 Cup Warm Water • 400mg Glucosamine Complex |
| Tweenie Dachshund | <ul style="list-style-type: none"> • 1/2 Cup Meat • 1/2 Cup Dry Food • 2-3 Drops Hi-Vite Vitamins • 250 mg Vitamin C • 1/2+ Cup Warm Water • 400mg Glucosamine Complex |
| Miniature Dachshund | <ul style="list-style-type: none"> • 1/3 Cup Meat • 1/2 Cup Dry Food • 2-3 Drops Hi-Vite Vitamins • 250 mg Vitamin C • 1/2 Cup Warm Water • 400mg Glucosamine Complex |

Place ingredients in dog bowl and watch food vanish!

Note: We are feeding many dogs at DRBC and always make larger volumes, which are frozen and used as needed.